

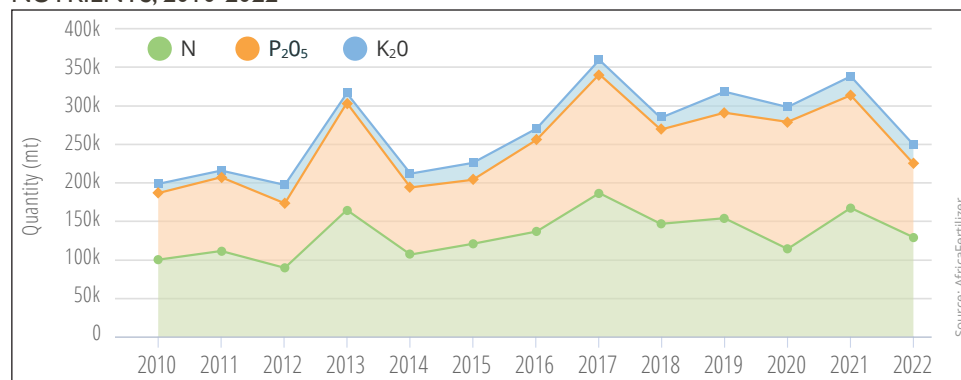
# FERTILIZER FACTSHEET

# 2023 KENYA

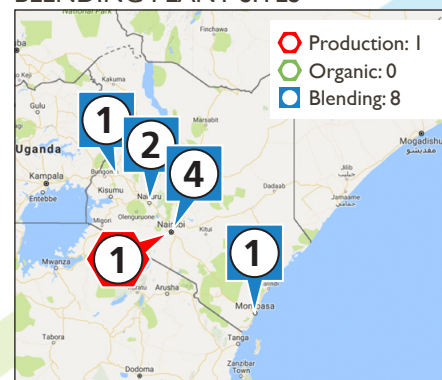


**AfricaFertilizer**  
Data-Driven Decisions for African Food Systems

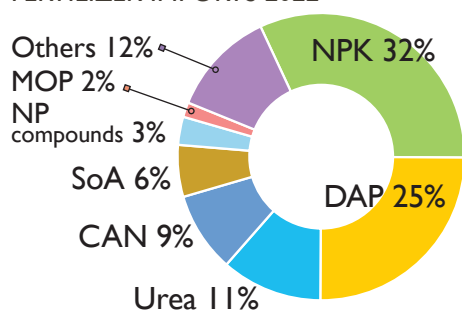
## FERTILIZER CONSUMPTION IN NUTRIENTS, 2010-2022



## FERTILIZER PRODUCTION & BLENDING PLANT SITES



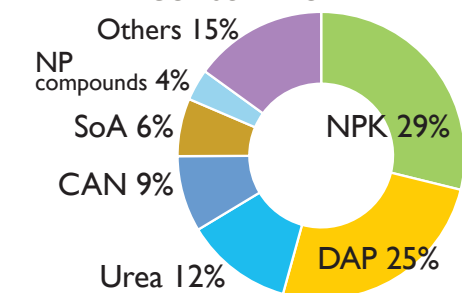
## FERTILIZER IMPORTS 2022



## FERTILIZER IMPORTS 2013-2022 (MT)

Type	2013	2014	2015	2016	2017	2018	2019	2020	2021	2022
NPK	129,540	136,880	166,342	151,334	186,377	143,621	193,057	127,143	177,117	210,751
DAP	273,939	144,450	127,672	207,973	261,939	252,199	262,897	319,039	294,696	164,435
Urea	114,515	25,117	43,584	75,955	66,720	68,045	89,996	152,537	96,865	74,809
CAN	101,201	87,900	99,120	111,654	198,806	100,950	118,268	132,900	127,223	59,276
SoA	15,955	21,059	6,119	16,858	7,508	13,792	16,967	19,410	17,892	38,376
NP com.	20,853	35,594	65,295	46,542	87,383	15,894	8,843	31,768	15,176	20,828
MOP	6,014	6,655	13,336	5,757	4,642	9,646	15,370	11,142	12,614	10,918
Others	28,014	37,065	34,964	43,762	41,670	22,271	60,729	40,610	51,087	78,338
<b>Total</b>	<b>690,032</b>	<b>494,720</b>	<b>556,432</b>	<b>659,835</b>	<b>855,045</b>	<b>626,418</b>	<b>766,126</b>	<b>834,549</b>	<b>792,670</b>	<b>657,730</b>

## APPARENT CONSUMPTION 2022



## FERTILIZER APPARENT CONSUMPTION 2013-2022 (MT)

Type	2013	2014	2015	2016	2017	2018	2019	2020	2021	2022
NPK	119,283	133,878	153,640	126,821	149,759	99,184	162,121	93,942	154,269	169,386
DAP	267,988	141,553	117,859	198,105	252,548	234,823	254,026	311,662	288,735	149,533
Urea	110,838	22,941	37,105	53,297	61,506	54,547	87,559	150,463	88,872	70,967
CAN	99,898	87,021	98,940	108,118	198,293	98,655	116,904	132,680	127,217	50,276
SoA	15,931	20,922	5,743	15,178	6,766	12,441	16,180	18,380	17,771	38,181
NP com.	20,829	35,587	64,218	46,541	87,354	15,894	8,843	31,766	13,934	20,828
Others	32,215	43,107	48,817	48,964	46,189	30,131	74,632	50,735	59,290	88,258
<b>Total</b>	<b>666,981</b>	<b>485,008</b>	<b>526,322</b>	<b>597,024</b>	<b>802,416</b>	<b>545,675</b>	<b>720,265</b>	<b>789,628</b>	<b>750,089</b>	<b>587,429</b>

## DEMAND FOR FERTILIZER BY CROP AND SEASON

Season	Crop	Month											
		Jan	Feb	Mar	Apr	May	Jun	Jul	Aug	Sep	Oct	Nov	Dec
Major season (long rains)	Bean				◆	◆							
	Maize			◆	◆	◆							
	Millet			◆	◆								
	Sorghum			◆	◆	◆							
	Wheat					◆	◆	◆					
	Rice												
Minor season (short rains)	Maize, Millet, Sorghum, Bean, Barley										◆	◆	◆