



FERTILIZER STATISTICS OVERVIEW GHANA 2017 - 2021

2022 Edition – Version 1

Outline

1. Production
2. Import
3. Origins
4. Agric. and non-agric. Use
5. NPK import analysis
6. Export
7. Consumption (app)
8. Summary

Background Information

- Overview of fertilizer statistics in Nigeria from 2017 – 2021.
- Emphasis is on 2021, and each analysis is based on the products with higher quantities.
- Official trade data obtained from Ghana Statistical Service (GSS) and Customs as well as organic production data from private sector.
- Validated by Fertilizer Technical Working Group – Ghana (FTWG-GHA).
- 2021 data validated from 17th – 18th March, 2022.

Fertilizer Production

GHANA

Comments

- There is no primary production of inorganic fertilizers in Ghana.
- In 2021, about 4,624mt of organic fertilizers (compost) is produced locally by ACARP, Safisana and JEKORA Ventures.
- Fertilizers are imported in compounds and bulk. The bulk fertilizers are blended into various formulations and distributed through a network/system of distributors and retail agro-dealers.
- Six of the major importing companies, namely Yara Ghana, Chemico Limited, Louis Dreyfus Company Ghana (LDC), OmniFert, GloFert and Agricultural Manufacturing Group (AMG) have invested in blending plants that allows them to create different fertilizer formulations.
- All blending plants are located at the southern part of the country, closer to the point of entry. Yara, Chemico, LDC and AMG are located at the port city of Tema; OmniFert is located at Dawhenya; while GloFert is at Teacher Mantey.
- Carmeuse Lime Products Gh Ltd, a lime producing company located at Takoradi started producing agric lime in 2020.

Fertilizer Plants in Ghana



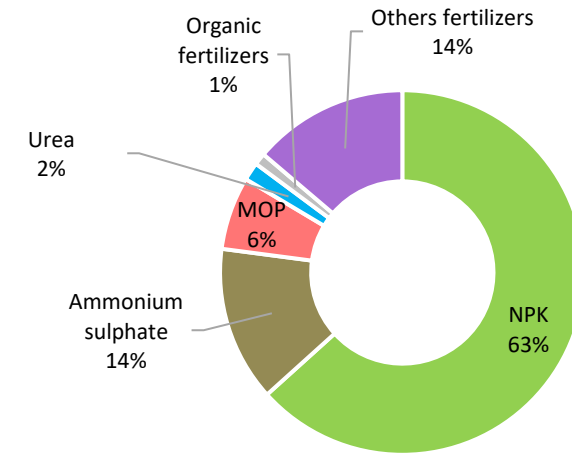
<https://vifaaghana.org/#/ghana/directory>

Fertilizer Import

GHANA

HS Code	Fertilizer Name	2017	2018	2019	2020	2021
3105200000	NPK	213,887	224,176	217,024	299,423	152,267
3102210000	Ammonium sulphate	43,865	10,084	17,326	43,994	32,561
3104200000	MOP	24,235	15,993	42,235	55,611	15,329
3102100000	Urea	88,259	42,005	77,011	89,956	3,800
3101000000	Organic fertilizers	37,643	5,875	4,673	270	2,495
3103101000	TSP	26,766	9,460	29,300	35,268	-
	Others fertilizers	9,582	7,564	37,542	94,117	32,610
Total (mt)		444,236	315,157	425,110	618,638	239,062

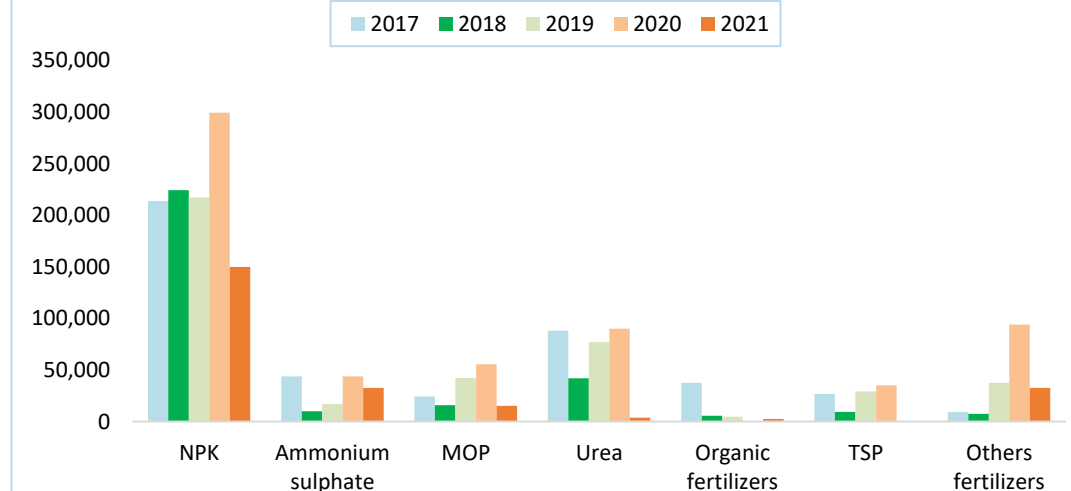
TOP 5 IMPORTED FERTILIZERS 2021



Comments

- Official fertilizer imports to Ghana reduced by 61% from 2020 to 2021.
- Reasons for the low import volumes includes price hikes and preference of international fertilizer suppliers for more lucrative markets (large markets that pay upfront).
- About 85% of the Ghanaian market is driven by subsidy (COCOBOD and PFJ).
- COCOBOD did not run their 2021 granular subsidy and PFJ couldn't secure their intended volumes in 2021
- The private sector also waited for the international prices to drop but they never reduced.

TOP FERTILIZER IMPORTS PER YEAR

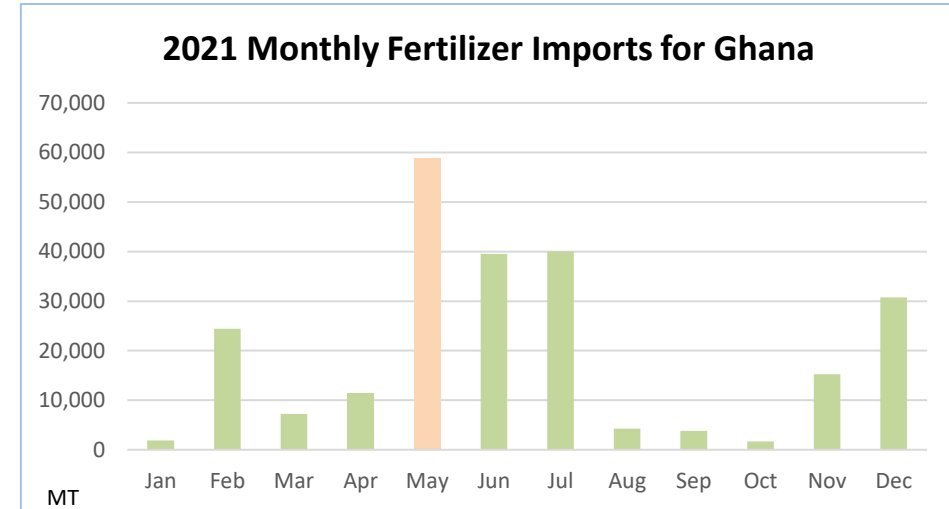


<https://vifaaghana.org/#/ghana/availability>

Fertilizer Monthly Import

GHANA

Quarter	2017	2018	2019	2020	2021
Q1	110,084	19,057	74,698	240,719	33,532
Q2	279,443	207,292	179,091	280,212	109,796
Q3	39,819	69,099	132,555	69,787	48,124
Q4	14,890	19,708	38,767	27,921	47,610
Total (mt)	444,236	315,157	425,110	618,638	239,062



Comments

- In 2021, 60% of fertilizers imported were recorded in the first and second quarter.
- Fertilizer import was at its peak in May, recording 58,809mt (25% of 2021 imports).
- Looking at the crop calendar, fertilizer peak demand is mostly at the first half of the year.

<https://vifaaghana.org/#/ghana/availability>

Crop Calendar

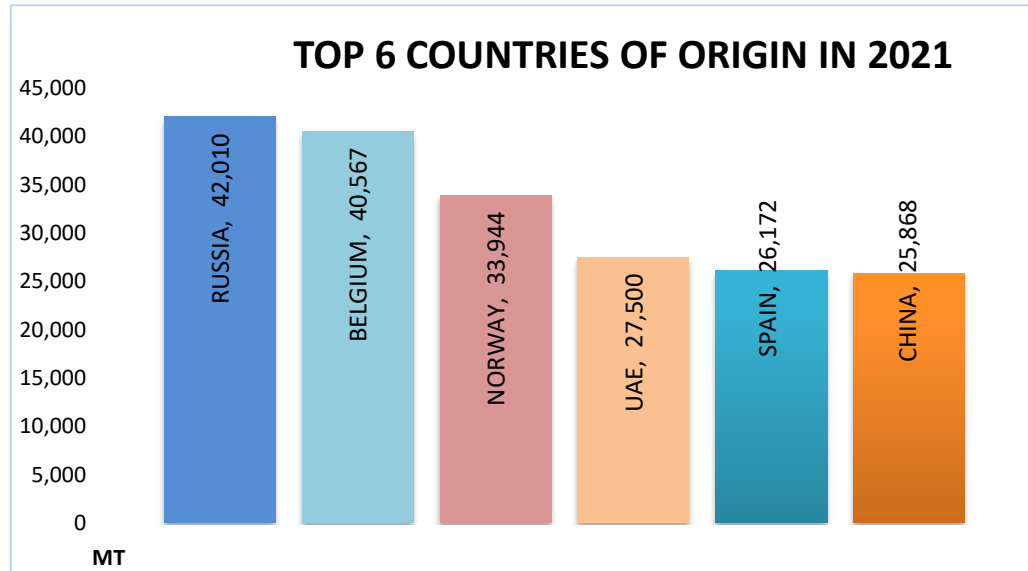
SEASON	CROPS	Jan	Feb	Mar	Apr	May	Jun	Jul	Aug	Sep	Oct	Nov	Dec
Major Season (Long Rains)	Cassava(1st year)				◆	◆	◆	◆	◆	◆	◆	◆	◆
	Cassava(2nd year)	◆	◆	◆	◆	◆	◆	◆	◆	◆	◆	◆	◆
	Maize(North main*)						◆	◆	◆				
	Maize(South main*)			◆	◆	◆	◆	◆	◆	◆	◆	◆	◆
	Sorghum & Millet					◆	◆	◆	◆	◆	◆	◆	◆
	Rice(North)					◆	◆	◆	◆	◆	◆	◆	◆
	Rice(South)				◆	◆	◆	◆	◆	◆	◆	◆	◆
Yams	◆	◆	◆	◆	◆	◆	◆	◆	◆	◆	◆	◆	
Minor Season (Short Rains)	Cassava, Maize, Millet, Sorghum, Rice, Yams							◆	◆	◆	◆	◆	◆

Key: ◆ Fertilizer Peak Demand Sowing Growing Harves

Source : FAO/GIEWS

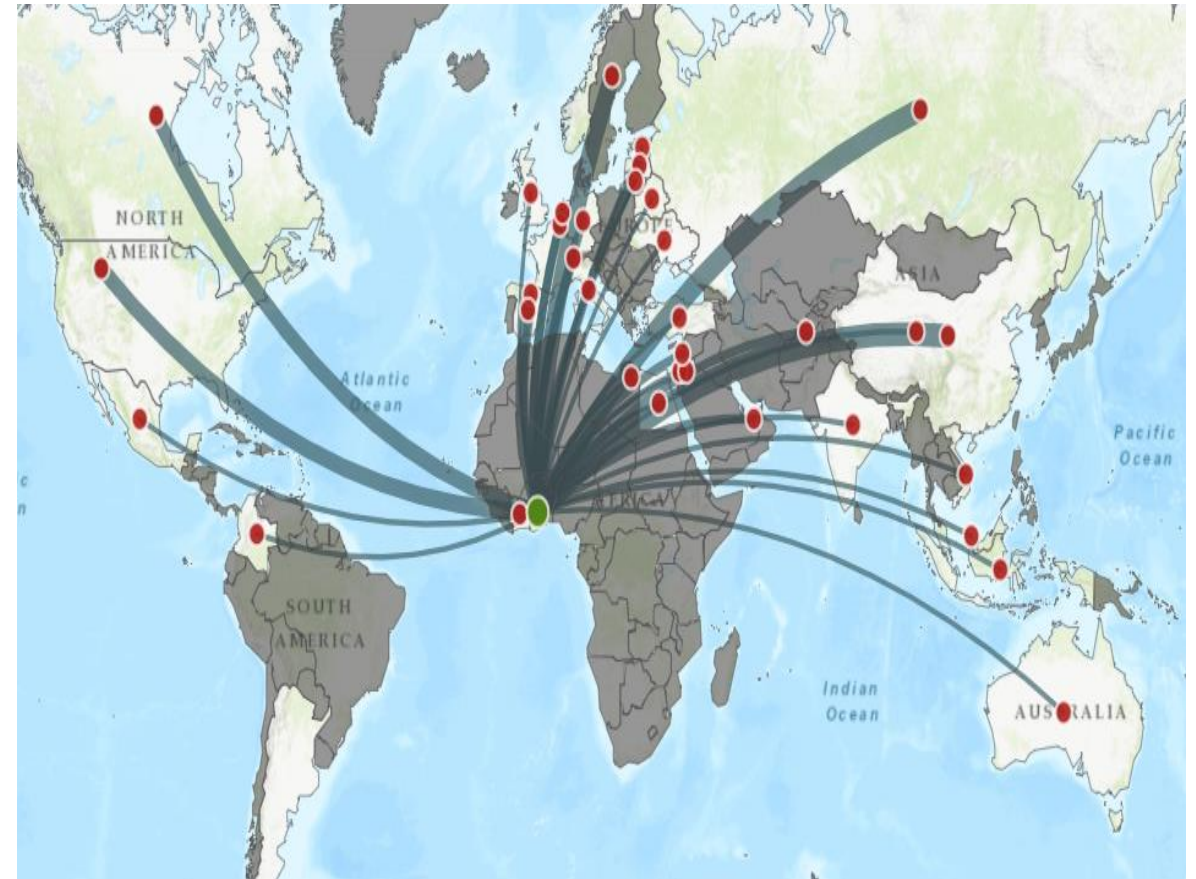
Fertilizer Origins

GHANA



Countries of Origin	Russia	Belgium	Norway	UAE	Other countries
NPK	21%	25%	22%	18%	15%
Ammonium sulphate	-	7%	-	-	93%
MOP	5%	-	-	-	95%
Urea	-	-	-	-	100%
Others	28%	1%	2%	0%	69%

Most SoA imported from China
 Most MOP imported from Canada
 Most Urea imported from Latvia



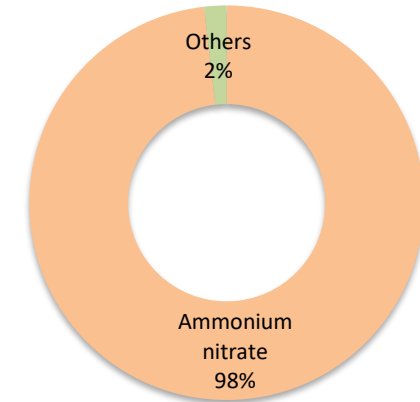
<https://vifaaghana.org/#/ghana/availability>

Agricultural and Non-agricultural Uses

GHANA

Usage	2017		2018		2019		2020		2021	
	Volume (MT)	%	Volume (MT)	%	Volume (MT)	%	Volume (MT)	%	Volume (MT)	%
Agriculture	444,236	86%	315,157	78%	425,110	82%	618,638	84%	239,062	72%
Industrial/Mines	73,957	14%	90,416	22%	90,286	18%	114,456	16%	92,618	28%
Total (MT)	518,193	100%	405,573	100%	515,396	100%	733,094	100%	331,680	100%

2021 NON FERTILIZER USE



Comments

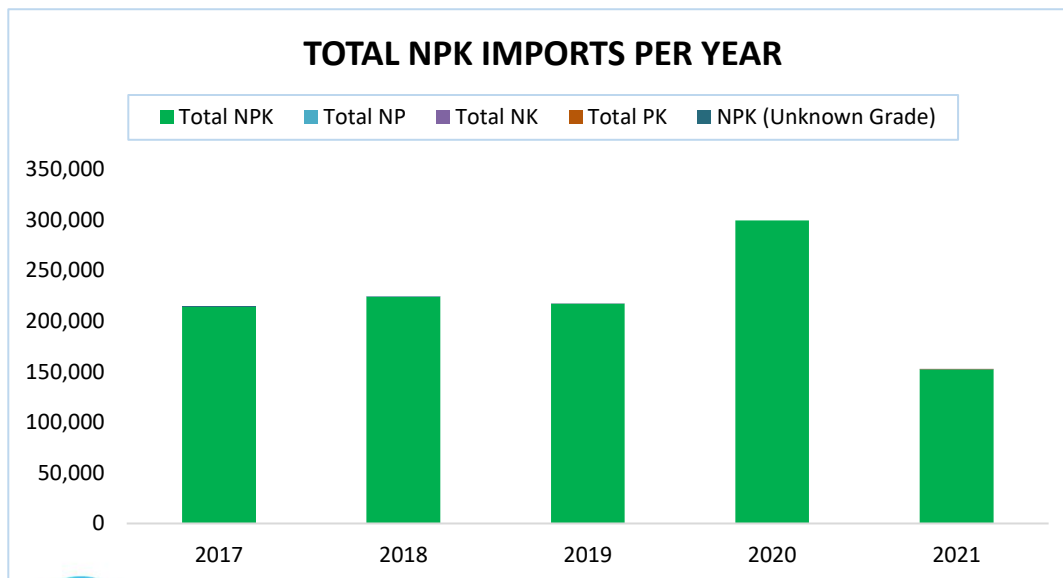
- Some products can be used for both agricultural and industrial purposes depending on the importer. Imports that are not used for agricultural purposes are captured as non-Agricultural use even if they are fertilizers
- Above is a table that shows the product usage between agricultural use and non-agricultural use over the years.
- Averagely 20% of the fertilizer products imported are used for industrial purposes.

NPK Import Analysis

GHANA

HS Code	Fertilizer Name	2017	2018	2019	2020	2021
3105200000	Total NPK	213,887	224,176	217,024	299,423	152,267
3105510000	Total NP	40	2	-	-	-
3105700000	Total NK	0	24	1	-	88
3105600000	Total PK	11	-	-	-	15
3105900000	NPK (Unknown Grade)	16	-	-	-	-
Total (mt)		213,954	224,203	217,025	299,423	152,369

NPK Import	2021
NPK 20-10-10 + 3S	44,800
NPK 23-10-5 + 2MgO + 3S + 0.3Zn	36,633
NPK 21-5-5	22,475
NPK 22-5-5	15,000
NPK 15-15-15	12,895
NPK 20-10-10	7,753
NPK unspecified	12,813
Total (mt)	152,369



Comments

- Blending companies import Urea, TSP, DAP, MAP and MOP to blend different formulations of NPK for farmers in Ghana.
- Blenders and other major fertilizer importing companies also import finished NPK with various grades to sell directly to farmers.
- Above table represents the breakdown of NPK compounds that was imported to Ghana in 2021.



NPK Blend

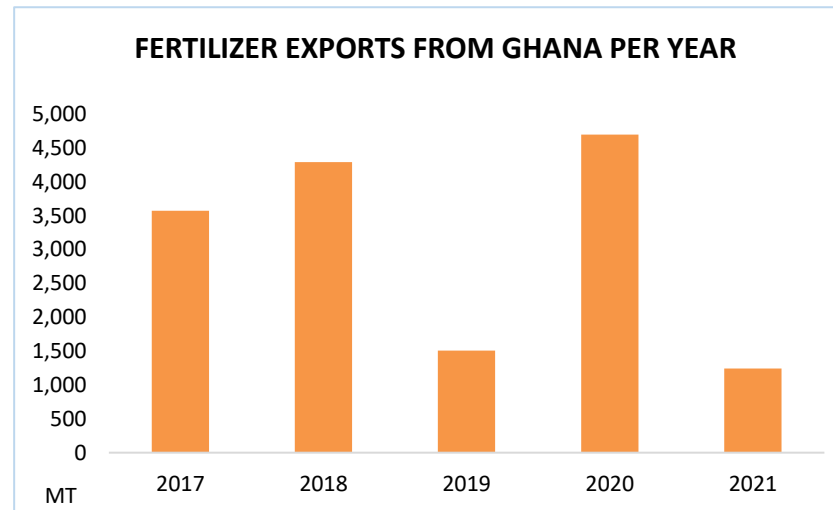
Fertilizer Re-Exports

GHANA

HS Code	Fertilizer Name	2017	2018	2019	2020	2021
3105200000	NPK	3,500	4,000	1,407	2,782	574
3102100000	Urea		3	90	1,576	349
	Other fertilizers	75	288	10	338	321
Total (mt)		3,575	4,291	1,507	4,696	1,244

Comments

- Ghana does not produce inorganic fertilizers, therefore, all inorganic fertilizers leaving the country has been brought in and either blended or sent out in its natural form it entered the country.
- In 2021, about 1,244mt of fertilizers were re-exported mostly to Burkina Faso.
- There are unofficial exports to Burkina Faso, Togo and Cote d'Ivoire but we currently do not have the estimated volumes.



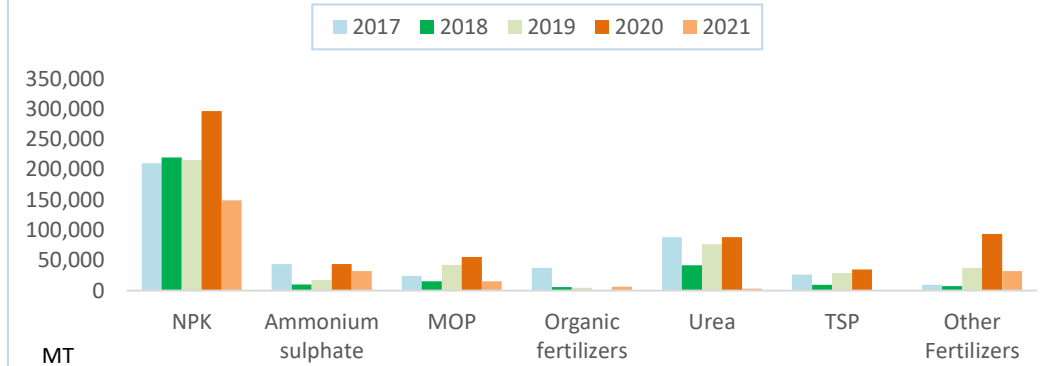
Urea

Fertilizer Apparent Consumption

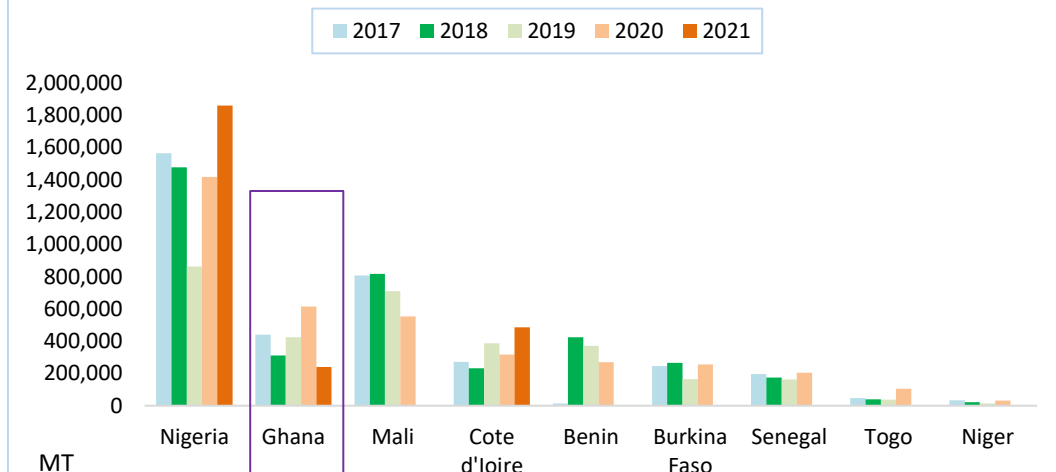
GHANA

HS Code	Fertilizer Name	2017	2018	2019	2020	2021
3105200000	NPK	210,387	220,176	215,617	296,641	151,693
3102210000	Ammonium sulphate	43,865	10,084	17,326	43,994	32,561
3104200000	MOP	24,235	15,712	42,235	55,611	15,329
3101000000	Organic fertilizers	37,568	5,868	4,663	219	6,692
3102100000	Urea	88,259	42,002	76,921	88,379	3,451
3103101000	TSP	26,766	9,460	29,300	35,268	-
	Other Fertilizers	9,582	7,564	37,542	93,829	32,607
Total (mt)		440,661	310,866	423,603	613,942	242,334

TOP FERTILIZER APPARENT CONSUMPTION PER YEAR (2017 - 2021)



WA FERTILIZER APPARENT CONSUMPTION IN 2017 - 2021



Comments

- There was a 61% decrease in both fertilizer import and apparent consumption from 2020 to 2021.
- Reduction in fertilizer imports also affected the apparent consumption in 2021.
- Although few fertilizers were imported into the country, some of the fertilizers were smuggled to neighbouring countries.

NB: Apparent consumption = Production + Imports – Exports – Non Fertilizer Use

Summary of 2021 Fertilizer Statistics

GHANA

HS Code	Product Name	Production	Production Carryover	Total Import	Industrial Use	Export	Fertilizer Import	2021 Apparent Consumption
3105200000	NPK			152,267		574	152,267	151,693
3102210000	Ammonium sulphate			32,723	162		32,561	32,561
3104200000	Muriate of Potash			16,174	845		15,329	15,329
3103100000	SSP			11,000			11,000	11,000
3102400000	Calcium Ammonium Nitrate			10,000			10,000	10,000
3101000000	Organic Fertilizer	4,624	408	2,495		18	2,495	6,692
9999999990	Enhancers/Biostimulants			4,981		3	4,981	4,978
3102900000	Other Nitrogen Fertilizer			4,431	0		4,431	4,431
3102100000	Urea			4,077	277	349	3,800	3,451
3102600000	Calcium nitrate			826	24		802	802
2510000000	Phosphate Rock			434			434	434
2834210000	Potassium Nitrate			292			292	292
3104900000	Other Potash fertilizer			264			264	264
3104300000	Sulphate of Potash			196	0		196	196
3103900000	Other Phosphate Fertilizer			108			108	108
3105700000	NK Fertilizer			88			88	88
3105600000	PK Fertilizer			15			15	15
3105400000	Monoammonium Phosphate			0			0	0
3102300000	Ammonium nitrate			90,925	90,925		-	-
3102500000	Sodium nitrate			381	381		-	-
3105300000	Diammonium Phosphate			3	3	300	-	(300)
Total (mt)		4,624	408	331,680	92,618	1,244	239,062	242,334

Participants of 2022 FTWG

GHANA

Name	Organization	Position	Email
Nana-Aisha Mohammed	African Fertilizer and Agribusiness Partnership (AFAP)	Ghana Country Manager and Project Implementation for West Africa	nmohammed@afap-partnership.org
Christiana Yakubu	Cooperative Development Foundation of Canada (CDF)	Country Manageress	CYakubu@cdfcanada.coop
Aaron S. Owusu	MEHAK	Managing Director	mehaklimited@gmail.com
Wekem Raymond Avatim	Development Gateway	Senior Associate	ravatim@developmentgateway.org
Fred Gyasi	IFDC	AFO database manager	fgyasi@ifdc.org
Diyana Davis	IFDC	Bilingual Administrative Officer	dbawiena@ifdc.org
Felix Deyegbe	IFDC	Communication Specialist	fdeyegbe@ifdc.org
Clement Donkor-Boateng	IFDC	Fertilizer Market Analyst	cdonkor-boateng@ifdc.org
Christian Amedo	IFDC	MEL Specialist	cameo@ifdc.org
Jean Bambi	IFDC	Assistant communication specialist	jbambi@ifdc.org
Eleonorah Batse	IFDC	NSS	ebatse@ifdc.org
Kido Kouassi	IFDC	SRC	kkouassi@ifdc.org
Sebastian Nduva	IFDC	AFO Program Manager	snduva@ifdc.org
Yakubu Iddrisu	IFDC - FERARI	Fertilizer Platform Specialist.	yiddrisu@ifdc.org
Isaac Berchie	AMG	Sales & Marketing Manager	i.berchie@amgghana.com
Andy Badu	Glofert	Agronomist Operations	francis.dei@glofert.com ; andy.badu@glofert.com
Richmond Dogbe	OCP	General Agronomist	r.dogbe@ocpafrika.com
Joseph Kugbe	OCP		
Dennis Adjetey Ablorh	OCP	Sales Agronomist	da.ablorh@ocpafrika.com
Theodore Eyram Avukpor	LDC	Sales Agronomist	STEPHEN.TOUR@ldc.com ;
Dominic Donkoh	OminiFert/WAFA	Business Development Manager	dominic.donkoh@omnifert.com
Barnabas Abane Ampaw	Acarp	Quality Assurance Manager	bampaw@acarpghana.com
Simon Sakyi	Safisana	Quality Controller	simon.sakyi@safisana.org
Peter Mensah Dagba	Jekora	Marketing Officer	m.annan@jekoraventures.com ; peterdagba@gmail.com
Samuel Nii Nortey Nortey	Ghana Revenue Authority	Revenue Assistant (Customs)	samuel.nortey@gra.gov.gh
Nana Vida Gyamfi	Ghana Statistical Service	Trade Statistics	yaosamm@yahoo.com ; yaosamm@gmail.com ; vida.gyamfi@statsghana.gov.gh
Mabel Appiah-Danso	Ghana Statistical Service	CountrySTAT National Coordinator, Agri and Environmental Statistics	mabel.appiahdanso@statsghana.gov.gh
Michael Owusu	MoFA Crop Services Directorate	Senior Agriculture Officer	micky05@yahoo.com
Ernest Osei-Assibey	MoFA PPRSD	Senior Agriculture Officer	sieversaty@yahoo.com
Daniel Denku Wawo	MoFA SRID	Deputy Director	wyadd@yahoo.co.uk
Daniel Adotey	USAID	AOR	dadotey@usaid.gov
Kuukua Ghunney	IFDC	Business Development Associate	Kghunney@ifdc.org
Jacqueline Ndongo	IFDC	Administrative Assistant /Translator	Jndongo@ifdc.org

Participants of 2022 FTWG

GHANA



The **AfricaFertilizer.org** initiative is the premier source for fertilizer statistics and information in Africa.

AFO seeks to provide clear, relevant, and opportune data and market information on fertilizers in the sub-Saharan African region, to support the implementation of continental, regional and national agricultural and more specifically fertilizer policies and regulations, and promote the growth and development of competitive markets, to the benefit of both the public and private sector, and fertilizer stakeholders globally.



Africafertilizer.org



AfricFertilizer



AfricaFertilizer.org

Links

[Ghana 2021 FTWG validation workshop report](#)

[Ghana 2021 Fertilizer Factsheet](#)

[VIFAA Ghana Dashboard](#)