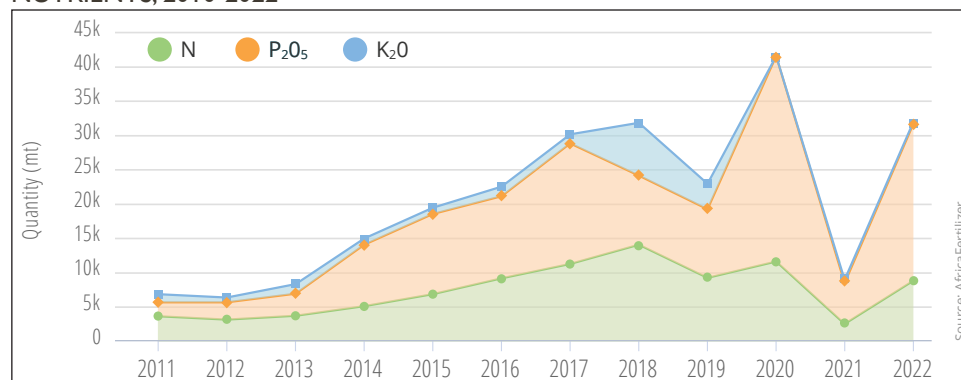
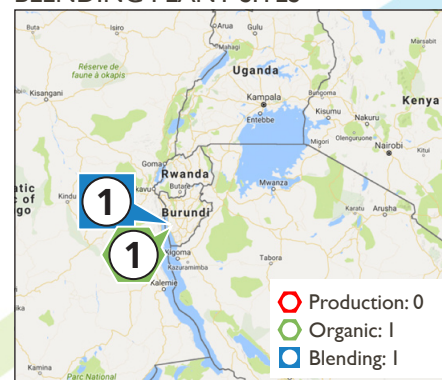




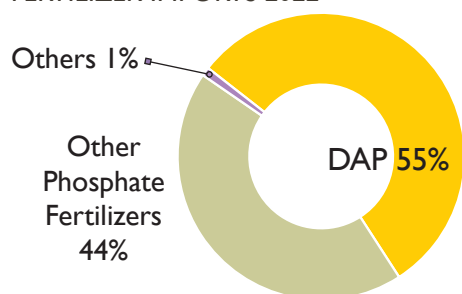
FERTILIZER CONSUMPTION IN NUTRIENTS, 2010-2022



FERTILIZER PRODUCTION & BLENDING PLANT SITES



FERTILIZER IMPORTS 2022

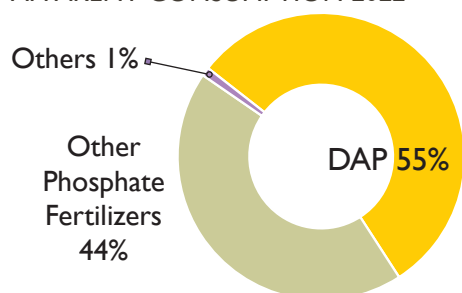


FERTILIZER IMPORTS 2013-2022 (MT)

Type	2013	2014	2015	2016	2017	2018	2019	2020	2021	2022
DAP	88	18,571	24,415	23,398	37,895	6,554	14,277	64,977	11,976	49,656
Other PF*	-	-	-	-	-	-	7,678	20,870	41,101	39,242
Urea	3,117	2,622	4,493	8,418	9,253	12,559	7,253	89	57	8
NPK	15,671	3,388	2,663	7,227	1,214	42,057	23,805	28	2,413	3
Others	10,026	1,194	1,144	753	1,765	1,324	3,123	60	573	873
Total	28,902	25,774	32,715	39,795	50,127	62,493	56,136	86,023	56,120	89,782

* other phosphate fertilizers

APPARENT CONSUMPTION 2022



FERTILIZER APPARENT CONSUMPTION 2013-2022 (MT)

Type	2013	2014	2015	2016	2017	2018	2019	2020	2021	2022
DAP	88	18,571	24,415	23,398	37,895	6,554	14,277	64,977	11,976	49,656
Other PF*	-	-	-	-	-	-	7,678	20,870	41,101	39,242
Urea	3,117	2,622	4,493	8,418	9,253	12,559	7,253	89	57	8
NPK	15,671	3,388	2,663	7,227	1,214	42,057	23,805	28	2,413	3
Others	10,026	1,194	1,144	753	1,765	1,324	3,123	60	573	873
Total	28,902	25,774	32,715	39,795	50,127	62,493	56,136	86,023	56,120	89,782

* other phosphate fertilizers

DEMAND FOR FERTILIZER BY CROP AND SEASON

Season	Crop	Month											
		Jan	Feb	Mar	Apr	May	Jun	Jul	Aug	Sep	Oct	Nov	Dec
Major seasons	Maize and Sorghum (A season)									◆	◆	◆	
	Maize and Sorghum (B season)		◆	◆	◆								
	Bean (A season)									◆	◆		
	Bean (B season)		◆	◆									